

Emergency Stop Valves (E-Stop)

Emergency Stop Valves (E-Stop) are included in systems that require an emergency stop function and can be designed to stop flow in case an oxygen monitor alarms, auxiliary alarm condition occurs, palm button is pushed, or loss of power is experienced. E-Stop Valves are typically installed at the tank pad area for main system protection. E-Stop Valves can also be located in lateral branch lines, individual labs, equipment, and as redundant valves.

Features:

- Vacuum Jacketed (VJ) Pneumatic Actuated Valves.
- Fail closed, remote on/off control.
- Satisfies NFPA 55 requirements (Section 5505.3.2).

Technical Specifications:

Pipe Sizes — $\frac{1}{2}$ ", 1", 1½", and 2" NPS.

Configurations — Y-Pattern, Globe or Right Angle body configurations.

E-Stop Valve Safety Accessories:


3-Way Control Solenoid
110 VAC or 24 VDC Voltage Options Available



Valve Position Indicator (Switch)



Relay 120 VAC/24VDC
Between O2 Monitor and Control Solenoid



Air Check Oxygen (O2) Deficiency Monitor



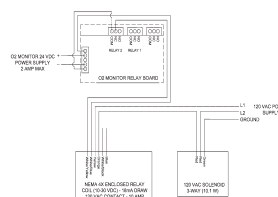
Horn/Strobe
24 VDC Red



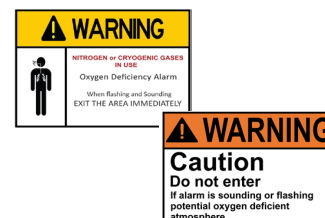
Emergency Power Off Button with Cover



Accessory Wiring Schematic



Warning Signs



Let CryoWorks design a tailored E-Stop Valve setup for your location and application.

